



OCEANAGOLD

2019 Annual General Meeting

Singapore

Jim Askew
Chairman

Mick Wilkes
President & CEO

June 14, 2019

CONSISTENTLY DELIVERING ON COMMITMENTS

INNOVATION | PERFORMANCE | GROWTH



Cautionary and Technical Statements

Cautionary Notes - Information Purposes Only

The information contained in this presentation is provided by OceanaGold Corporation ("OGC") for informational purposes only and does not constitute an offer to issue or arrange to issue, or the solicitation of an offer to issue, securities of OGC or other financial products. The information contained herein is not investment or financial product advice and has been prepared without taking into account the investment objectives, financial situation or particular needs of any particular person. The views, opinions and advice provided in this presentation reflect those of the individual presenters only. No representation or warranty, express or implied, is made as to the fairness, accuracy, completeness or correctness of the information, opinions and conclusion contained in this presentation. To the maximum extent permitted by law, none of OGC or any of its directors, officers, employees or agents accepts any liability, including, without limitation, any liability arising out of fault or negligence, for any loss arising from the use of the information contained in this presentation. Furthermore, this presentation does not constitute an offer of shares for sale in the United States or to any person that is, or is acting for the account or benefit of, any U.S. person (as defined in Regulation S under the United States Securities Act of 1933, as amended (the "Securities Act")) ("U.S. Person"), or in any other jurisdiction in which such an offer would be illegal. OGC's shares have not been and will not be registered under the Securities Act.

Cautionary Statement Concerning Forward Looking Information

Certain information contained in this presentation may be deemed "forward-looking" within the meaning of applicable securities laws. Forward-looking statements and information relate to future performance and reflect OGC's expectations regarding the generation of free cash flow, execution of business strategy, future growth, future production, estimated costs, results of operations, business prospects and opportunities of OGC and its related subsidiaries. Any statements that express or involve discussions with respect to predictions, expectations, beliefs, plans, projections, objectives, assumptions or future events or performance (often, but not always, using words or phrases such as "expects" or "does not expect", "is expected", "anticipates" or "does not anticipate", "plans", "estimates" or "intends", or stating that certain actions, events or results "may", "could", "would", "might" or "will" be taken, occur or be achieved) are not statements of historical fact and may be forward-looking statements. Forward-looking statements are subject to a variety of risks and uncertainties which could cause actual events or results to differ materially from those expressed in the forward-looking statements and information. They include, among others, the accuracy of mineral reserve and resource estimates and related assumptions, inherent operating risks, and those risk factors identified in OGC's most recent annual information forms prepared and filed with securities regulators which are available on SEDAR at www.sedar.com under OGC's name.

There are no assurances OGC can fulfil forward-looking statements and information. Such forward-looking statements and information are only predictions based on current information available to management of OGC as of the date that such predictions are made; actual events or results may differ materially as a result of risks facing OGC, some of which are beyond OGC's control. Although OGC believes that any forward-looking statements and information contained in this presentation are based on reasonable assumptions, readers cannot be assured that actual outcomes or results will be consistent with such statements. Accordingly, readers should not place undue reliance on forward-looking statements and information. OGC expressly disclaims any intention or obligation to update or revise any forward-looking statements and information, whether as a result of new information, events or otherwise, except as required by applicable securities laws. The information contained in this release is not investment or financial product advice.

Technical Disclosure

Mineral Resources for Macraes have been verified and approved by, or are based upon information prepared by or under the supervision of S. Doyle; that relating to Waihi by P. Church; that relating to Didipio by J. G. Moore; and that relating to Macraes by P. Doelman for open pit and T. Maton for the underground. Mineral Reserves for Macraes have been verified and approved by, or are based upon information prepared by, or under the supervision of, P. Doelman for open pit and T. Maton for the underground; for that relating to Waihi by T. Maton for open pit and D. Townsend for underground; and that relating to Didipio by C. Fawcett. The Mineral Reserves and Resources for Haile have been verified and approved by, or are based upon information prepared by or under the supervision of B. van Brunt.

Information relating to Macraes exploration results in this presentation has been verified by, is based on and fairly represents information compiled by or prepared under the supervision of H. Blakemore; information relating to Waihi exploration results by L. Torckler; information relating to Didipio exploration results by J. Moore; and information relating to Haile exploration results by J. Jory.

P. Church, P. Doelman, S. Doyle, J. Jory, J. G. Moore, and T. Maton are Members and Chartered professionals with the Australasian Institute of Mining and Metallurgy while H. Blakemore is a member of the Australian Institute of Geoscientists (AIG). Messrs Blakemore, Church, Doelman, Doyle, Jory, Moore, and Maton have sufficient experience, which is relevant to the style of mineralisation and type of deposits under consideration, and to the activities which they are undertaking, to qualify as Competent Persons as defined in the 2012 Edition of the "Australasian Code for Reporting of Exploration Results, Mineral Resources and Ore Reserves" ("JORC Code") and all are Qualified Persons for the purposes of the NI 43-101. Messrs Blakemore, Church, Doelman, Doyle, Jory, Moore, and Maton are employees of OceanaGold, and they consent to the inclusion in this public presentation of the matters based on their information in the form and context in which it appears.

For further scientific and technical information (including disclosure regarding mineral resources and mineral reserves) relating the Macraes Operation, the Didipio Operation, the Waihi Operation and the Haile Operation, please refer to the NI 43-101 compliant technical reports available at sedar.com under the Company's name.

General Presentation Notes

All AISC and cash costs are net of by-product credits unless otherwise stated

All financials are denominated in US Dollars unless otherwise stated

Agenda

1

INTRODUCTION

2

FORMAL BUSINESS

3

2018 OVERVIEW

4

BUSINESS OVERVIEW

5

STRATEGY

6

CLOSING REMARKS



OceanaGold Board of Directors



Jim Askew
Retiring Chairman
(joined 2007)



Ian Reid
Incoming Chairman
(joined 2018)



Mick Wilkes
President & CEO
(joined 2011)



Nora Scheinkestel
Non-Executive Director
(joined 2018)



Geoff Raby
Non-Executive Director
(joined 2011)



Paul Sweeney
Non-Executive Director
(joined 2014)



Craig Nelsen
Non-Executive Director
(joined 2019)

OceanaGold Executive Team



Michael Holmes
Chief Operating Officer
(joined 2012)



Cody Whipperman
EVP, Corporate Development
(joined 2018)



Sharon Flynn
EVP, Social Performance &
External Affairs (joined 2017)



Liang Tang
EVP, General Counsel &
Company Secretary
(joined 2009)



Scott McQueen
Chief Financial Officer
(joined 2016)



Mark Cadzow
Chief Development Officer
(joined 1991)



Craig Feebrey
EVP, Exploration
(joined 2015)



Yuwen Ma
EVP, Human Resources
(joined 2011)

Report on Proxies

RESOLUTIONS	FOR	WITHHOLD
1 Election of Directors		
1.1 Ian M. Reid	96.6%	3.4%
1.2 Geoff W. Raby	99.4%	0.6%
1.3 Michael F. Wilkes	99.8%	0.2%
1.4 Paul B. Sweeney	94.3%	5.7%
1.5 Nora L. Scheinkestel	94.3%	5.7%
1.6 Craig J. Nelsen	99.8%	0.2%
2 Appointment of Auditors		
Approve the appointment of PriceWaterhouse Coopers		
3 Non-Binding Advisory Vote on Executive Compensation		

Report on Proxies

RESOLUTIONS		FOR	WITHHOLD
1	Election of Directors		
	1.1 Ian M. Reid	96.6%	3.4%
	1.2 Geoff W. Raby	99.4%	0.6%
	1.3 Michael F. Wilkes	99.8%	0.2%
	1.4 Paul B. Sweeney	94.3%	5.7%
	1.5 Nora L. Scheinkestel	94.3%	5.7%
	1.6 Craig J. Nelsen	99.8%	0.2%
2	Appointment of Auditors		
	Approve the appointment of PriceWaterhouse Coopers	98.1%	1.9%
3	Non-Binding Advisory Vote on Executive Compensation		

Report on Proxies

RESOLUTIONS		FOR	WITHHOLD
1	Election of Directors		
	1.1 Ian M. Reid	96.6%	3.4%
	1.2 Geoff W. Raby	99.4%	0.6%
	1.3 Michael F. Wilkes	99.8%	0.2%
	1.4 Paul B. Sweeney	94.3%	5.7%
	1.5 Nora L. Scheinkestel	94.3%	5.7%
	1.6 Craig J. Nelsen	99.8%	0.2%
2	Appointment of Auditors		
	Approve the appointment of PriceWaterhouse Coopers	98.1%	1.9%
3	Non-Binding Advisory Vote on Executive Compensation	97.7%	2.3%

Report on Proxies

RESOLUTIONS		FOR	WITHHOLD
1	Election of Directors		
	1.1 Ian M. Reid	✓	
	1.2 Geoff W. Raby	✓	
	1.3 Michael F. Wilkes	✓	
	1.4 Paul B. Sweeney	✓	
	1.5 Nora Scheinkestel	✓	
	1.6 Craig J. Nelsen	✓	
2	Appointment of Auditors		
	Approve the appointment of PriceWaterhouse Coopers	✓	
3	Non-Binding Advisory Vote on Executive Compensation	✓	

2018 Overview

TOP PERFORMING GLOBAL GOLD EQUITY



2018 Highlights

RECORD ANNUAL REVENUE AND \$121 MILLION IN FREE CASH FLOW GENERATION

TOTAL SHAREHOLDER RETURN: 56% - THIRD BEST PERFORMING GOLD PRODUCER

ACHIEVED PRODUCTION & COST GUIDANCE FOR A 7TH CONSECUTIVE YEAR

DECREASED NET DEBT 59% WHILE INCREASING CASH BALANCE 47% YEAR-ON-YEAR

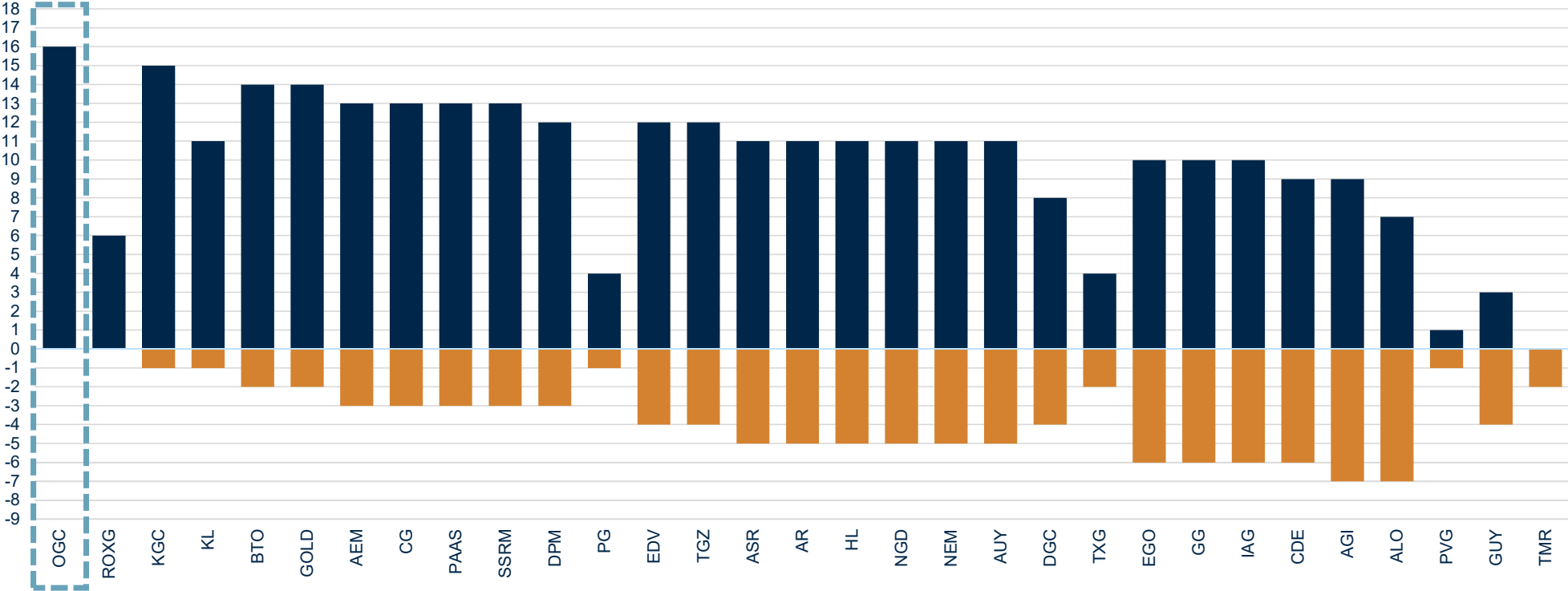
ADVANCED ORGANIC GROWTH OPPORTUNITIES; MARTHA UNDERGROUND PERMITTED

SOLID EXPLORATION RESULTS GLOBALLY PARTICULARLY AT WAIHI & WKP

Consistent Positive Performance

GUIDANCE PERFORMANCE
(2011 to 2018)

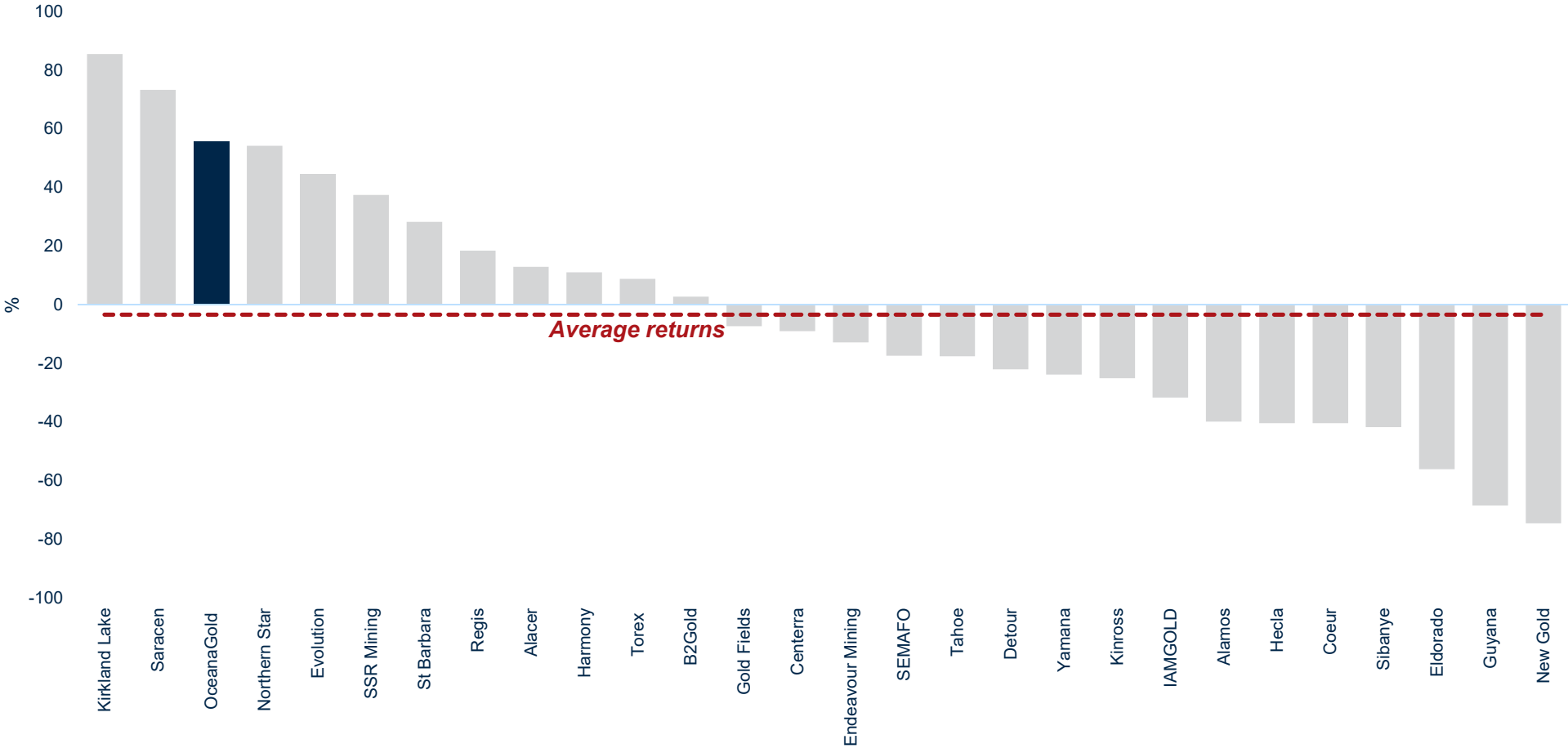
■ Hit ■ Miss



SOURCE: RBC Capital Markets

Total Shareholder Return

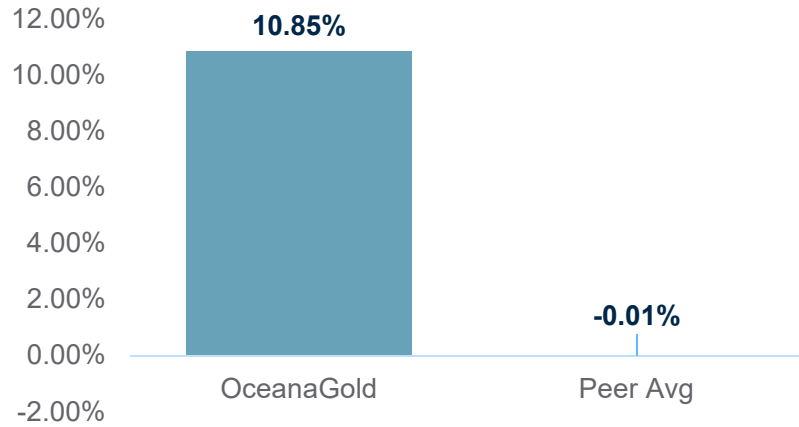
2018 TOTAL SHAREHOLDER RETURN



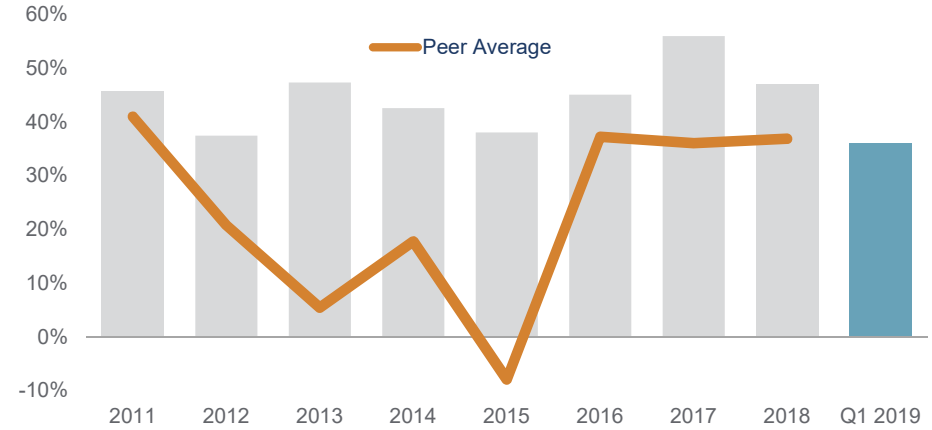
SOURCE: Bloomberg

Industry Leading Margins & Returns

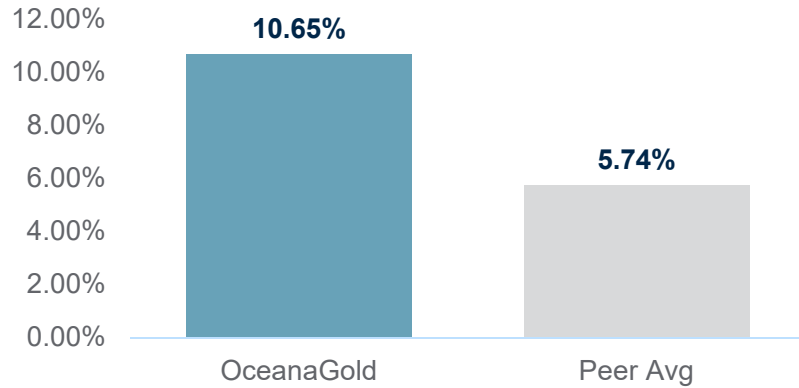
5-YR AVG RETURN ON EQUITY



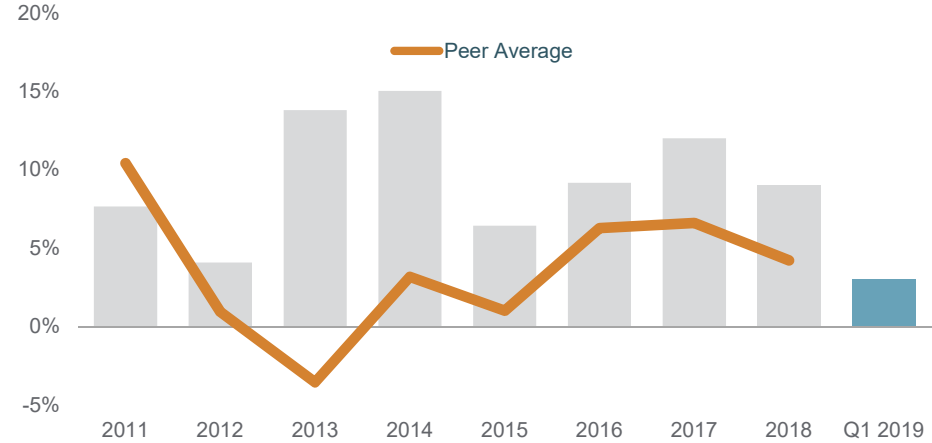
EBITDA MARGIN



5-YR AVG RETURN ON INVESTED CAPITAL

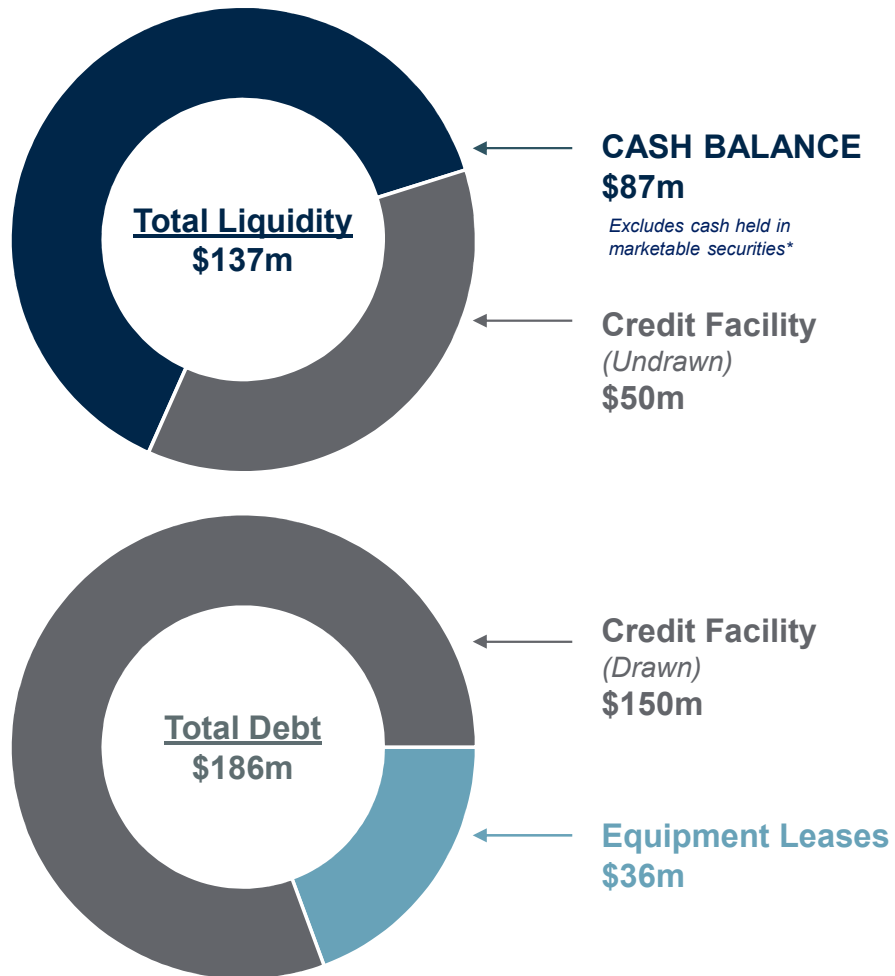


RETURN ON INVESTED CAPITAL



Source: Bloomberg

Balance Sheet Overview (as at 31 Mar 2019)



NET DEBT

\$99 million

NET DEBT/EBITDA

0.27

- Increase in Q1 mainly impact of IFRS 16 adoption. No change in core debt
- New mining fleet for Haile expansion will increase equipment leases over next 1-2 years
- Q1 included NZ tax payment of US\$13.8m
- Next scheduled debt repayment end of 2020

*Note:
Value of marketable securities in GSV & NUG is C\$45.7m as at 31 Mar 2019

Environment Social Governance



OceanaGold Map of Operations

NEW ZEALAND

- ENVIRONMENTALLY SENSITIVE
- SOCIALLY INTEGRATED (WAIHI)

PHILIPPINES

- ENVIRONMENTALLY SENSITIVE
- SOCIALLY COMPLEX

UNITED STATES

- ENVIRONMENTALLY SENSITIVE
- SOCIALLY INTEGRATED (HAILE)

DIDIPIO PHILIPPINES

**JOINT VENTURES (3)
EQUITY INVESTMENTS**
UNITED STATES

HAILE UNITED STATES

**CORPORATE
OFFICE**

WAIHI NEW ZEALAND

CORPORATE OFFICE

MACRAES NEW ZEALAND

JOINT VENTURE
ARGENTINA

Solid ESG Program & Performance

TOP 3 ESG RATING IN MSCI ESG RATINGS FOR 2018 IN THE PRECIOUS METALS INDUSTRY⁽¹⁾



1. 2018 MSCI ESG Rating, against 10 largest precious metals peers

Climate Change Policy & Reporting

REPORTING & PERFORMANCE



GHG Emissions & Energy Usage Reporting

Since 2009

“Final Report – Recommendations of the TCFD”

Alignment

GHG & Energy Disclosures

Third-Party Verified

Statement of Position
Climate Energy &
GHG Emissions
(nearing finalisation)

Energy & GHG
Emissions
Management
Compliance Standard
(nearing finalisation)

Climate Energy &
GHG Emissions
Framework
(nearing finalisation)

2018 GRI SUSTAINABILITY REPORT



Strategy

INVESTING IN THE FUTURE OF OUR BUSINESS



2019 CORPORATE STRATEGY



Business Overview

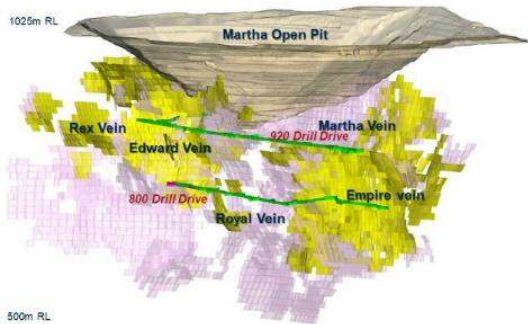
HIGH-QUALITY OPERATIONS WITH SIGNIFICANT GROWTH



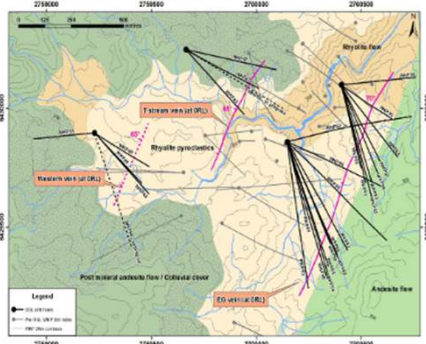
Growth Plans Progressing Well

WAIHI

MARTHA UNDERGROUND PROJECT



WKP

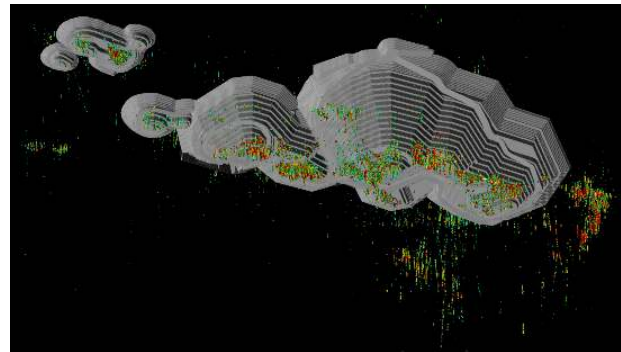


HAILE

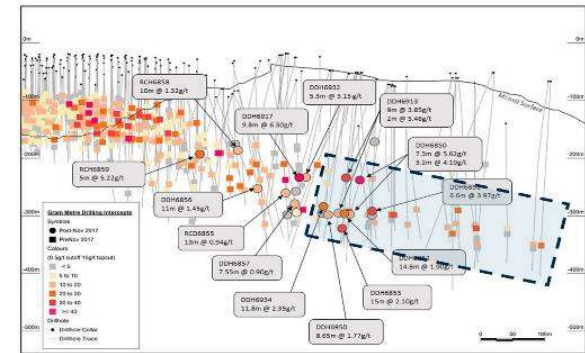
PROCESS PLANT EXPANSION



LARGER PITS & HORSESHOE U/G




OTHER MACRAES



EARLY-STAGE EXPLORATION





Waihi Overview

2018 PRODUCTION
83.5k ounces

2019 PRODUCTION GUIDANCE
60k – 70k ounces

2018 AISC
\$763 per ounce sold

2019 AISC GUIDANCE
\$875 – \$925 per ounce sold



OPERATIONS

- 12MMA TRIFR: 9.0 per million work hours (Q1/19)
- Continued emphasis on improving health & safety
- Transitional year with depletion of current mining areas in 2020

GROWTH

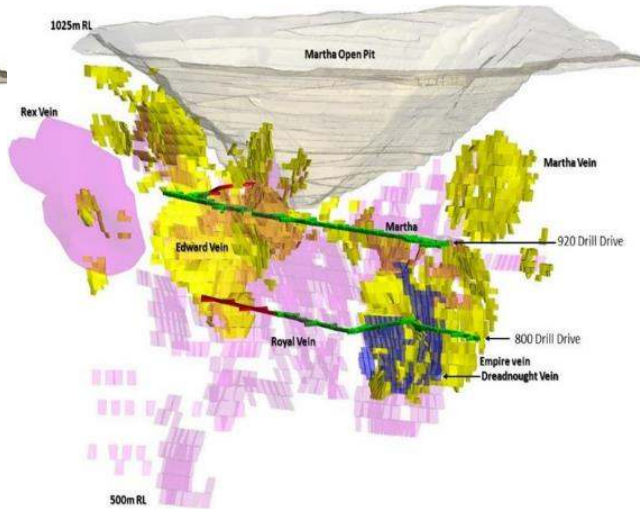
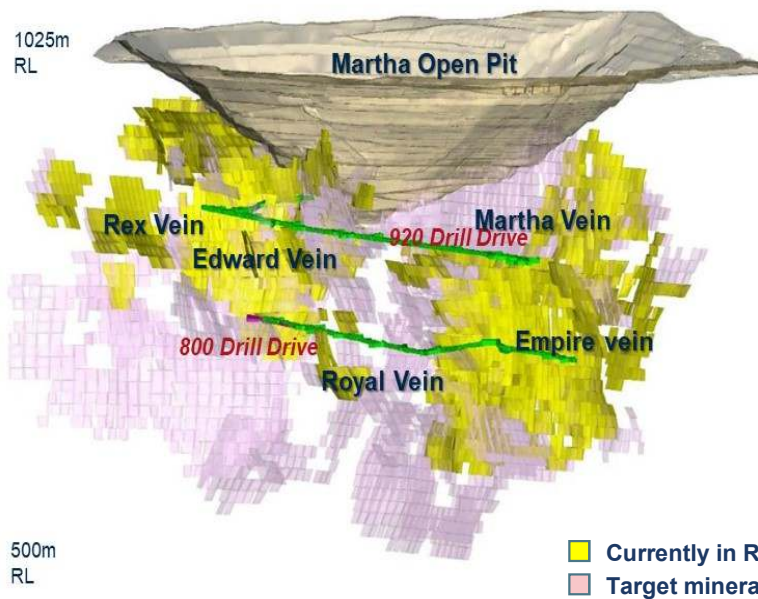
- Martha Underground Project development under way
- Expect 12-18 month ramp-up of Martha Underground to ~100kozpa
- Extensive drilling continues to yield significant results
- WKP exploration is exciting

Martha Underground Project

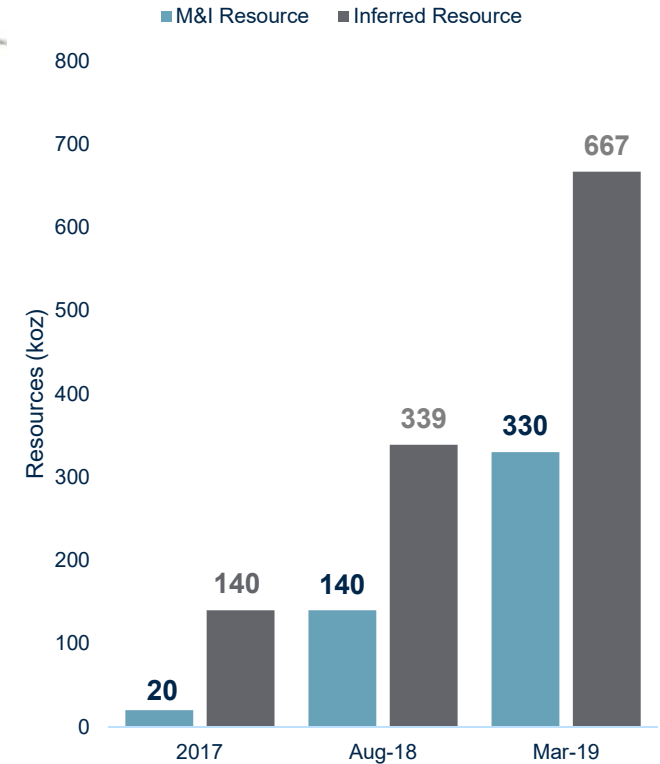
MARTHA UNDERGROUND PROJECT APPROVED TO PROCEED

March 2019

August 2018



MARTHA UG RESOURCE GROWTH

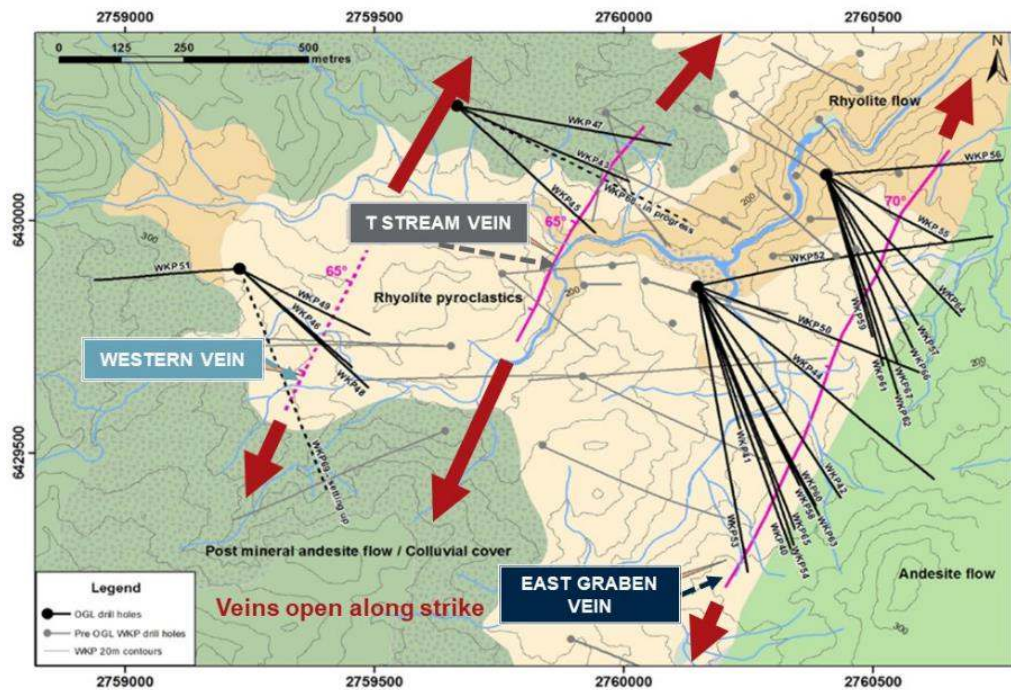


M&I RESOURCE GROWTH
1550%
 (2017 to MAR 2019)

INFERRED RESOURCE GROWTH
376%
 (2017 to MAR 2019)

Exploration at WKP (WHAREKIRAUPONGA)

EYEING UNDERGROUND OPERATION



INDICATED RESOURCE⁽¹⁾

GOLD: 234,000 oz
SILVER: 296,000 oz

- 0.41 Mt @ 18.0 g/t Au
- 0.41 Mt @ 22.7 g/t Ag

INFERRED RESOURCE⁽¹⁾

GOLD: 401,000 oz
Silver: 568,000 oz


- 1.05Mt @ 11.9 g/t Au
- 1.05Mt @ 16.8 g/t Ag

RECENT SIGNIFICANT INTERCEPTS FROM EAST GRABEN VEIN⁽¹⁾

- 8.7 metres @ 24.5 g/t gold, 32.0 g/t silver
- 5.0 metres @ 39.0 g/t gold, 76.6 g/t silver
- 10.2 metres @ 19.2 g/t gold, 20.0 g/t silver
- 9.0 metres @ 21.2 g/t gold, 24.4 g/t silver
- 3.6 metres @ 35.8 g/t gold, 43.3 g/t silver

1. Refer to OceanaGold news releases dated 25 Feb 2019, 12 Feb 2019 & 9 July 2018

Macraes Overview



2018 PRODUCTION
203.0k ounces

2019 PRODUCTION GUIDANCE
175k – 190k ounces

2018 AISC
\$879 per ounce sold

2019 AISC GUIDANCE
\$1000 – \$1050 per ounce sold



OPERATIONS

- 12MMA TRIFR: 3.8 per million work hours (Q1/19)
- Generated ~\$60m in FCF in 2018, continued strong cash flow generation expected in 2019
- Additional zero-cost collar hedges implemented for 2019 & 2020 production

GROWTH

- Seeking mine life extension through exploration success and mine planning
- Evaluating standalone underground mine at Golden Point

Haile Overview



2018 PRODUCTION
131.8k ounces

2019 PRODUCTION GUIDANCE
145k – 160k ounces

2018 AISC
\$903 per ounce sold

2019 AISC GUIDANCE
\$850 – \$900 per ounce sold



OPERATIONS

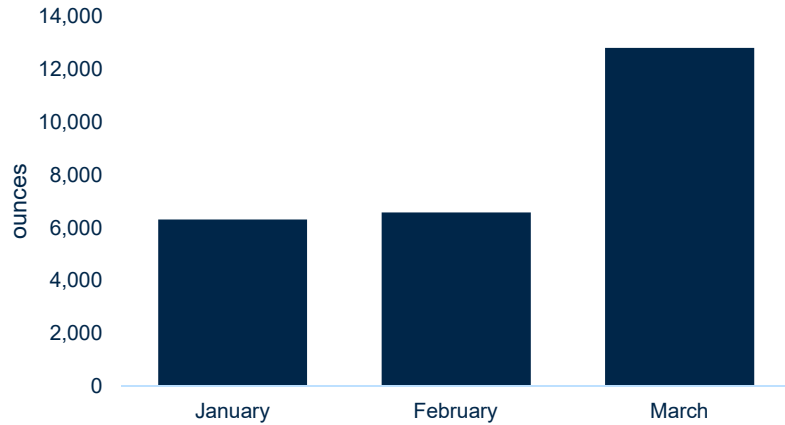
- 12MMA TRIFR: 12.2 per million work hours (Q1/19)
- Severe storms, sustained rainfall & high employee turnover translated to poorer operational performance in Q4/18 & Q1/19
- Mitigating strategies demonstrating significant improvement

GROWTH

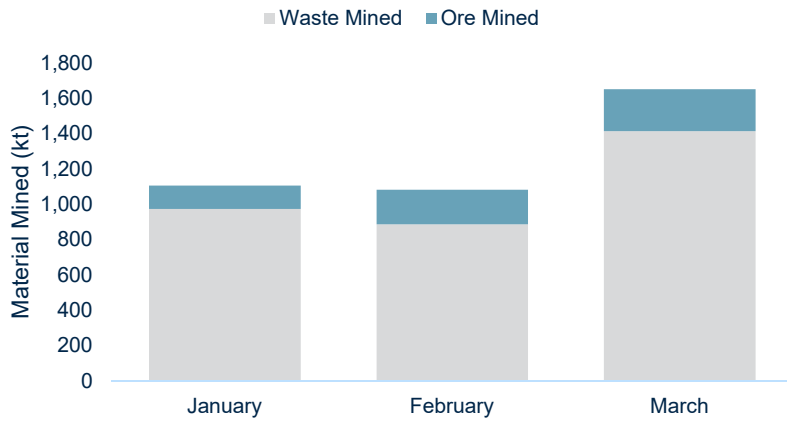
- Process plant expansion continues to advance well with higher throughput rates
- Upgraded fine grinding circuit in place, fine-tuning underway
- Permitting of larger pits & Horseshoe underground underway

Haile Physicals

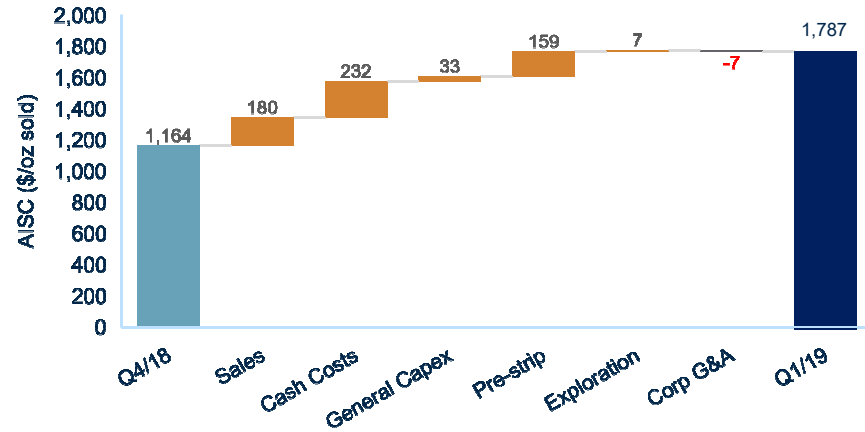
GOLD PRODUCED



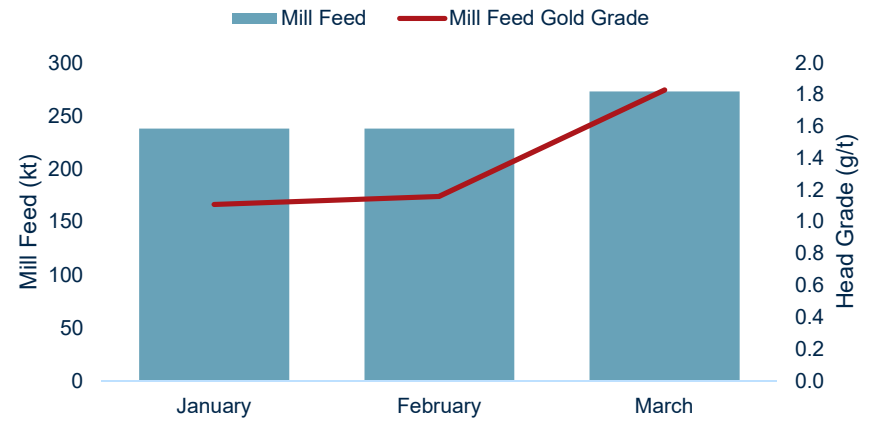
MINING PHYSICALS



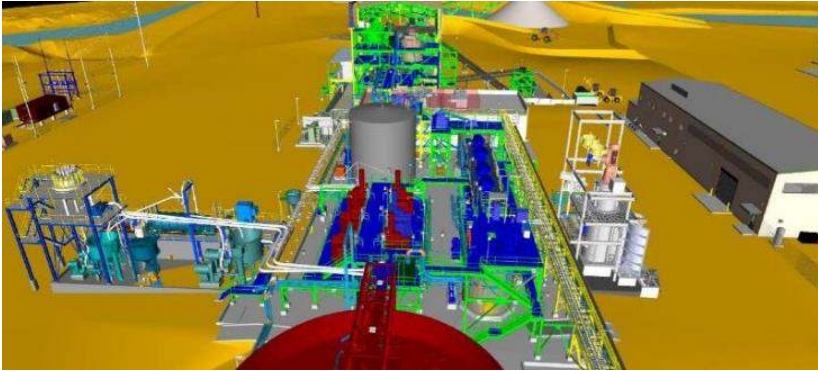
AISC



PROCESSING PHYSICALS



Haile Plant Expansion



INCREASE PLANT CAPACITY & ENHANCE PLANT PERFORMANCE



INSTALL PEBBLE CRUSHER

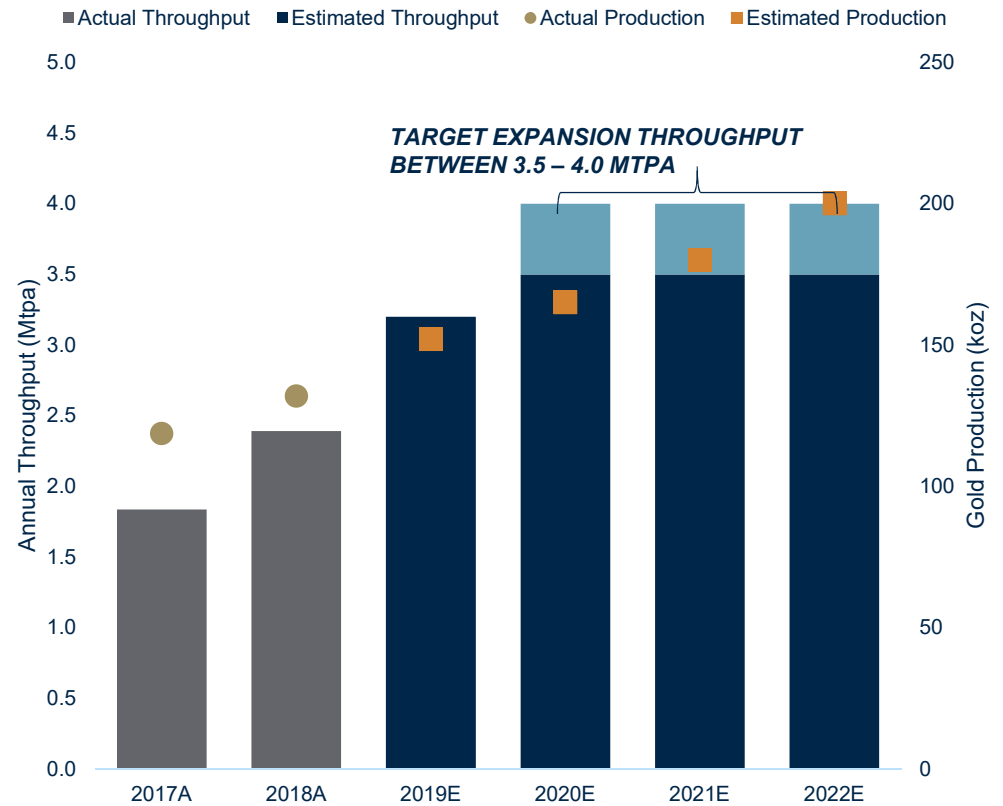


INSTALL TOWER MILL



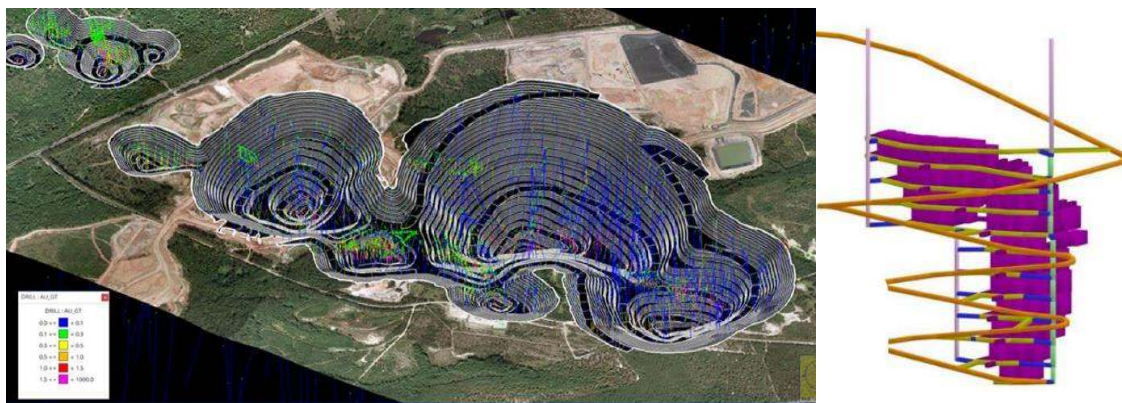
INSTALL ISAMILL™

HAILE PLANT EXPANSION PROFILE⁽¹⁾



1. Refer to Haile 43-101 Technical Report located at www.oceanagold.com for additional details on Haile Expansion
 2. Refer to Cautionary Statements: 2019E production based on mid-point of guidance, 2020E – 2022E are approximate expectations and is not to be used as formal guidance

Haile Expansion



MINING EXPANSION



COMMENCE PERMITTING OF MINE EXPANSION



HORSESHOE U/G



EXPANDED OPEN PITS

HORSESHOE RESERVES			
	Tonnes (Mt)	Grade (g/t)	Gold (Moz)
Proven	-	-	-
Probable	3.12	4.38	0.44
TOTAL RESERVES	3.12	4.38	0.44

HORSESHOE RESOURCES			
	Tonnes (Mt)	Grade (g/t)	Gold (Moz)
Measured	-	-	-
Indicated	2.71	5.68	0.49
TOTAL M&I RESOURCES	2.71	5.68	0.49
Inferred	1.2	5.0	0.20

1. Refer to Haile 43-101 Technical Report located at
 2. M&I Resources are inclusive of Reserves

Didipio Overview



2018 PRODUCTION

Au: 115.0k ounces

Cu: 15.0k tonnes

2019 PRODUCTION GUIDANCE

Au: 120k – 130k ounces

Cu: 14k – 15k tonnes

2018 AISC

\$427 per ounce sold

2019 AISC GUIDANCE

\$625 – \$675 per ounce sold



OPERATIONS

- 12MMA TRIFR: 0.6 per million work hours (Q1/19)
- Continued strong operational performance at Didipio
- Ramp-up of underground progressing well
- Implementation of technology yielding benefits

GROWTH

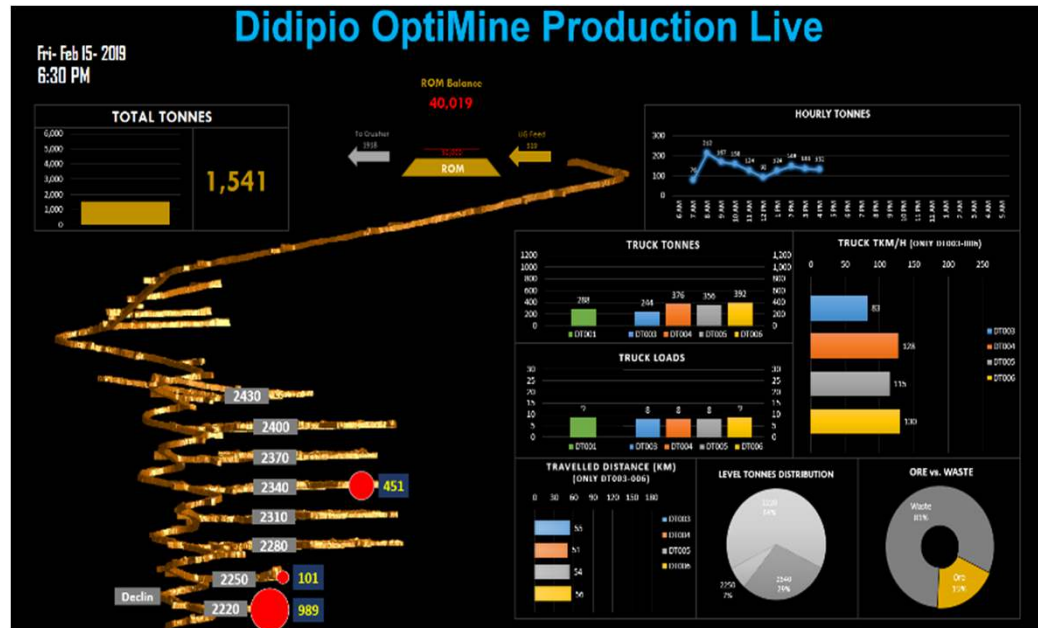
- Continued ramp-up of underground
- Completion of panel 2 in underground expected early 2020
- At-depth drilling delivering positive results

Didipio Underground Technology

IMPLEMENTED STATE-OF-ART TECHNOLOGY TO BOOST PRODUCTIVITY

LIVE PRODUCTIVITY ANALYSIS

SURFACE REMOTE CONTROLLED UNDERGROUND BOGGING



Conclusion

HIGH-QUALITY BUSINESS MANAGED RESPONSIBLY



Playing to Our Strengths



TOP 3 RANKED ESG PERFORMANCE GLOBALLY AMONGST GOLD MINERS

MSCI ESG RATINGS



STRONG BALANCE SHEET WITH PROVEN TRACK RECORD OF PROFITABILITY



CONSISTENT TRACK RECORD OF MEETING OUR COMMITMENTS



STRONG CASH FLOW GENERATION & EBITDA MARGINS



CONSISTENT, SOLID RETURNS ON INVESTED CAPITAL & EQUITY



SIGNIFICANT PIPELINE OF ORGANIC GROWTH OPPORTUNITIES

FOCUSED ON MARGINS

DECISIONS FOR THE
LONG-TERM

CAPITAL DISCIPLINE

Thank you Jim Askew



2007

JOINED OGC BOARD FOLLOWING MERGER WITH CLIMAX MINING

2010

SECURED FINANCING FOR DIDIPIO PROJECT

2013

DIDIPIO GOLD-COPPER MINE COMMERCIAL PRODUCTION

2015

MAIDEN DIVIDEND DECLARED

2015

TWO TRANSFORMATIONAL ACQUISITIONS

2017

HAILE COMMERCIAL PRODUCTION



OCEANAGOLD

Corporate Headquarters

Level 14, 357 Collins Street
Melbourne, Victoria, 3000
Australia

T: +61 3 9656 5300

F: +61 3 9656 5333

info@oceanagold.com

oceanagold.com

Americas Corporate Office

Suite 350
4725 South Monaco Street
Denver, Colorado, 80237
United States of America